

# TECH DATA



## The Performer Series APAC 440SF SUPREME COMMERCIAL MULTIPURPOSE ADHESIVE NONTOXIC • NONFLAMMABLE • ECOlogical



### Technical Information Sheet



#### TECHNICAL DATA:

- **FREEZE-THAW:** Stable above 10° F. Protect from freezing. Do not store outdoors. If frozen, thaw completely at room temperature before stirring. Determine suitability of the adhesive before attempting to complete installation.
- **SHELF LIFE:** Minimum one year at 70° F
- **TYPICAL COVERAGE:** Approximately 10 - 20 square yards per gallon depending upon backing and floors.
- **OPEN TIME:** Approximately 20 - 30 minutes depending on temperature, humidity, substrate, and trowel size.
- **COLOR:** Off White
- **PACKAGING:** 1 Gallon and 4 Gallon Pails

**WARRANTY:** Seven-year Pro-rated Bond & Nonstaining Warranty

**CLEANUP:** Use water when adhesive is wet. Clean wet or dry with nonflammable solvent.

**LIMITATIONS:** WARNING: Some flooring materials have heavily embossed backs (waffled, ribbed, etc.). Be sure to use a trowel with notches deep enough to establish good contact with the recessed part of the back. This will require more than the usual amount of adhesive.

**CAUTION:** Use adequate ventilation. Avoid prolonged breathing of vapors. After using, be sure to wash your hands thoroughly, particularly before eating. May cause skin and eye irritation. Avoid contact with skin and eyes. Keep container closed. Thoroughly wash exposed area with soap and water. Eyes: flush with large amounts of water, lifting upper and lower lids occasionally; call a physician immediately. Ingestion: Do not induce vomiting. Call a physician immediately. **KEEP OUT OF REACH OF CHILDREN. [Refer to Material Safety Data Sheet (MSDS) for further information.]**

#### DESCRIPTION

ECOLOGICAL 440SF Supreme Commercial Multipurpose is a high-performing, high-solids floor covering adhesive, specifically designed for hard-to-bond synthetic backs such as latex unitary or ActionBac® carpeting, as well as most resilient floor coverings. This high tack adhesive grabs quickly, permits ample open time, and provides an exceptionally strong permanent bond, with excellent water resistance.

#### FEATURES & BENEFITS:

- Strong Permanent Bond
- Ideal for Double Glue Installations
- Contains ECOPROTEK™ total antimicrobial protection
- Fast Grab
- Nonstaining
- Freeze-Thaw Stable
- Water Resistant

#### USES:

- **CARPET BACKINGS** – Jute, ActionBac®, Kangaback, Urethane Foam, Sponge Rubber, Latex Foam, Latex Unitary, Hot Melt, Woven, Needle-punched Indoor/Outdoor, Polypropylene, and Urethanes with Treated Backing (Do not use for vinyl or urethane-backed carpets without treatment or solid vinyl-backed sheet goods. Some backings do not completely block plasticizer migration. Not recommended for installations where excessive plasticizer migration can occur.)
- **RESILIENT FLOOR COVERINGS** – VCT (*Tile should be laid within 2 hours.*), Felt-backed vinyl sheet goods, Linoleum (Do not use for vinyl, cushion vinyl tiles or sheet goods with solid vinyl backing.)
- **DOUBLE GLUE INSTALLATIONS** - Carpet to pad/Pad to floor

#### RECOMMENDED SUBSTRATES:

- Concrete, plywood, hardboard, particle board of underlayment quality only, lining felt, terrazzo and a sound wax-free resilient floor, VCT, birch & Luan underlayment, self leveling compound and gypcrete. Gypcrete must be sealed with APAC V-Block™ before installation. (All concrete slabs must be thoroughly cured and free of curing agents, excessive alkali and moisture, etc.)

#### DIRECTIONS

##### Surface Preparation:

For proper results, the room, floor covering, and adhesive should be a minimum of 65°F for 24 hours before and 48 hours after installation. Area to be covered must be clean, sound, dry and free of dust, dirt, wax, oil or grease, concrete curing compounds, and any other foreign matter that would interfere with a good bond. No new floor covering can correct an uneven floor. Level any high spots, and fill all cracks, holes and minor depressions with a suitable underlayment or floor patch. Otherwise, irregularities can “telegraph” through the new surface. Porous surfaces should be sealed by applying a single coat of APAC V-BLOCK™ Primer-Sealer with a short nap paint roll-

er and allowed to dry before making final application with the recommended trowel.

**Warning!** Do not sand, abrade or demolish existing resilient tile and sheet flooring, backing or lining felt. These products may contain asbestos fibers that are not readily identifiable. Avoid creating dust. Inhalation of asbestos dust may cause asbestosis or other serious bodily harm. If old floors must be removed, consult and follow the recommended work practices of the resilient flooring manufacturers.





#### Application for Carpet:

1. For carpet apply adhesive evenly to floor using recommended trowel. When installing carpeting that requires a large trowel size, the “tacky” method of installation is recommended. (Allowing the adhesive to flash off to leggy, tacky state before laying floor covering in.)
2. Carpet should be installed, in most cases, within 20 - 30 minutes after adhesive application. However humidity, trowel size, and substrate porosity all effect open time. If transfer is not being achieved, trowel notch size may not be sufficient. In this case use a larger trowel.
3. After installation the complete floor should be rolled with an appropriate weight roller. Roll wet installations with a 35 lb roller, and tacky installations with a 75 lb roller. Do not use a heavy linoleum type roller on carpet. A 100% transfer of adhesive to the carpet backing should be achieved when rolled.
4. Lift corners periodically to see that adhesive is transferring properly.

#### Application For Felt Back Sheet Goods, VCT And Asphalt Tile:

1. For sheet goods, VCT, and asphalt tile, apply adhesive with recommended trowel
2. Install VCT when tacky, and adhesives does not transfer to fingertips when touched. For sheet goods over porous surfaces install immediately. For sheet goods over non-porous surfaces installed within 20 - 30 minutes after adhesive application. However humidity, trowel size, and substrate porosity all effect open time. If transfer is not being achieved, trowel notch size may not be sufficient. In this case use a larger trowel.
3. After installation the complete floor should be rolled with a heavy linoleum roller in both directions to achieve 100% transfer.
4. Lift corners periodically to see that adhesive is transferring properly.

#### RECOMMENDED TROWEL AND APPROXIMATE COVERAGE:

|   |   |
|---|---|
| <br>3/16 x 1/8 x 1/8   | <br>1/8 x 1/8 x 1/16 "V"   |
| 75 - 90 square feet per gallon<br>All Double Glue Down Installations  | 90 - 110 square feet per gallon<br>Rough Backed & Ribbed Carpet   |
| <br>1/16 x 1/16 x 1/16 | <br>3/32 x 3/32 x 3/32 "V" |
| 135 - 145 square feet per gallon<br>Smooth Backed Carpets & Sheet Vinyl                                     | 140 - 150 square feet per gallon<br>Loosely Woven, Jute, Polypropylene  |

# APAC

All Purpose Adhesive Company  
2424 Lakeland Road • Dalton, GA 30721  
800-747-APAC • Fax: 706-277-4157