


Product Information



DURABOND®



Formerly
D-5500

D-55™ Fast Set

Product Description:

DURABOND® D-55™ Fast Set is used for interior or exterior installations to set ceramic, porcelain, granite, slate, marble, limestone, and dimension stone tiles. Use over properly prepared concrete; structurally-sound, exterior grade plywood (interior/dry use only); cementitious backer board; DURABOND D-200™; and existing, well-bonded vinyl/MCT or ceramic tile. D-55 Fast Set may also be used as a leveling bed to compensate for uneven tile and stone thickness; to smooth irregular or uneven substrates; or to minimize lippage. D-55 Fast Set is ideal for commercial installations where downtime is limited or to set and grout tile in the same day.

Product Benefits:

- Set and grout in same day
- Single component latex-modified
- Exceeds ANSI A118.4 and A118.11 requirements
- Freeze-thaw stable
- For all tile absorption rates
- For interior and exterior installations
- For vertical and horizontal installations

Directions for Use:

Read and understand data sheet completely before beginning installation. Follow applicable ANSI, TCA and NTCA installation standards.

Surface Preparation:

Surface must be clean, dry and smooth; free of voids, projections, loose materials, oil, grease, sealers, curing compounds, waxes and all other surface contaminants that may inhibit proper bond.

Mixing:

Using a slow speed mixer (<150 rpm), mix 5 to 6 quarts of clean, potable water to 50 pounds of D-55 Fast Set. Mix to creamy consistency. Do not re-temper by adding more water. Mix with water only.

TYPICAL PHYSICAL PROPERTIES

Open Time (@ 70° F)	>20 Minutes
Adjustability Time:	20 Minutes
Pot Life (@ 70 degrees F)	30 Minutes
Initial Set (@ 70 degrees F)	60 Minutes
Final Set (@ 70 degrees F)	1.5 Hours

Exceeds ANSI A118.4 and A118.11 requirements

SHEAR STRENGTHS (PSI)	7 DAY	28 DAY
Glazed Wall Tile	430 psi	550 psi
Ceramic Mosaic Tile	400 psi	450 psi
Quarry Tile	300 psi	350 psi
Glazed To Wood	150 psi	250 psi
Ceramic To Wood	200 psi	250 psi
Quarry To Wood	200 psi	250 psi

WATER IMMERSION SHEAR STRENGTHS (PSI)

	#916 7 DAY	ANSI REQ.
Glazed Wall Tile	260 psi	200 psi
Ceramic Mosaic Tile	250 psi	150 psi
Quarry Tile	200 psi	No requirement

Application:

Apply a thin coat of D-55 Fast Set with the flat edge of trowel to achieve a good mechanical bond to the substrate. Comb additional mortar with the appropriate size notched trowel. If any evidence of skinning or setting occurs, re-comb mortar with notched trowel. Apply mortar to an area no greater than can be tiled in 10-15 minutes. Apply tile using a twisting motion into a fresh bed of mortar to ensure maximum contact and bond. Periodically check back of tile to ensure proper transfer (interior applications—minimum 80% coverage; exterior, wet, or plywood applications minimum 95% coverage). A finished mortar bed thickness of 1/8" to 3/4" is required.

Application over plywood:

Maximum joist spacing shall be 16" on center. Plywood shall be Underlayment Exterior Grade or C-C Plugged Exterior Grade plywood (or better). If the existing floor is less than 1" thick, glue and nail 15/32" or 1/2" APA Underlayment Exterior Grade or C-C Plugged Exterior Grade plywood to the floor.

D28



Boston Street • Middleton, MA 01949 • Customer Service 888/592-8558

• Technical Service 800/523-6530

www.bostikfindley-us.com

Glue and nail using 5D or 6D (1 1/2" or 2") cement coated screw shank nails 6" on center along the panel edges and a maximum of 8" on center each way throughout the panel. Allow 1/8" gap between underlayment sheet edges and all areas that abut walls, drains, posts, etc., these areas shall be filled with mortar when tiles are installed. Clean and rough sand the plywood. Due to the limitations of plywood as a substrate, D-55 Fast Set is not intended for use on plywood in exterior, wet interior, or applications subject to heavy/commercial traffic.

Application over Existing vinyl/VCT Flooring:

Vinyl must be clean and well-bonded to substrate. Do not install over cushion-backed or perimeter bonded sheet vinyl. Remove any loose pieces of vinyl or flooring. Ensure the exposed substrate is suitable for application.

Application over Existing Ceramic Tile:

Tile must be clean and well bonded to the substrate. Mechanical abrasion with Carborundum disk followed by a clear water wash is recommended. Installation must be thoroughly rinsed and dry before setting.

Curing:

Keep all foot traffic off the installation until tile is firmly set (2-4 hours). Set times are dependent upon temperature and humidity.

Grouting:

Depending on ambient, slab, and material temperatures, grouting can generally begin after 2-4 hours with any quality Durabond grout. Allow 12 hours before grouting with any 100% solids epoxy grout.

Clean Up:

Clean all tools and equipment with soap and water. Do not allow material to dry on surface of tile.

Limitations:

- Do not use for installing moisture sensitive stones (i.e. green marble).
- Do not use in installations where deflection exceeds L/360 (1" in 30 feet).
- Natural stone such as marble, limestone & travertine may not tolerate deflection in excess of L/720. Refer to the Marble Institute of America Design Manual for details on specific types of stone.
- Do not apply over oriented strand board (OSB), particleboard, Masonite, luaun, or similar unstable substrates.
- Do not use where hydrostatic pressure can occur.
- Due to the limitations of plywood as a substrate, D-55 Fast Set is not intended for use on plywood in exterior, wet interior, or subject to heavy/commercial traffic.

Packaging:

DURABOND D-55 is available in 50 lb. bags. 50/pallet. Available in white and gray formulations. For the name of a distributor nearest you, call customer service at 1-888-592-8558.

PLANT LOCATIONS

TEMECULA, CA 92590

CONYERS, GA 30207

TWINSBURG, OH 44087

PAULSBORO, NJ 08066

www.bostikfindley-us.com

May 2002; Supersedes all previously published literature.

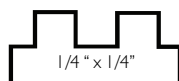
RECOMMENDED NOTCHED TROWELS FOR MAXIMUM PERFORMANCE

Trowel size is suggested to maximize transfer/coverage of mortar. Periodically check coverage during installation. Uneven substrate may require the use of either a leveling/patching material, or larger notched trowel for proper coverage of mortar.

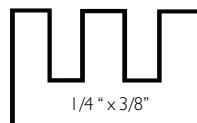
Ceramic mosaics
Mounted ceramics
Coverage 85-100 sq. ft.



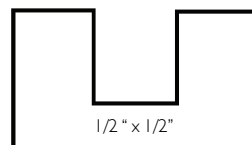
4" x 4" & 4" x 8"
Ceramic & pavers
Coverage 70-80 sq. ft.



6" x 6", 8" x 8" & 12" x 12"
Ceramic Quarry tile
Coverage 50-60 sq. ft.



8" x 8" & 12" x 12"
Lugged back & Mexican paver tile
Coverage 35-40 sq. ft.



LIMITED WARRANTY

All statements, technical information and recommendations set forth herein are based on tests which Bostik Findley believes to be reliable. However, Bostik Findley does not guarantee their accuracy or completeness. The buyer should conduct its own tests of this product before use to determine proper preparation technique and suitability for proposed application. Any sale of this product shall be on terms and conditions set forth on Bostik Findley's order acknowledgement. Bostik Findley warrants that the product conforms with Bostik Findley's written specifications, and is free from defects. BOSTIK FINDLEY DISCLAIMS ALL OTHER WARRANTIES, EXPRESS OR IMPLIED, INCLUDING THE WARRANTIES OF MERCHANTABILITY AND FITNESS FOR A PARTICULAR PURPOSE. THE BUYER'S SOLE REMEDY FOR NONCOMPLIANCE WITH THIS WARRANTY SHALL BE FOR THE REPLACEMENT OF THE PRODUCT OR REFUND OF THE BUYER'S PURCHASE PRICE. IN NO CASE WILL BOSTIK FINDLEY BE LIABLE FOR DIRECT, CONSEQUENTIAL, ECONOMIC OR OTHER DAMAGES.



Boston Street • Middleton, MA 01949 • Customer Service 888/592-8558

• Technical Service 800/523-6530

www.bostikfindley-us.com